

ALADIN Workshop



[Catalog](#)

[MyALADIN](#)

[Help](#)

[Library Home](#)

[ASK A
LIBRARIAN](#)

The Catholic University of America Libraries

Databases: Articles, e-Journals, and More

Need a good place to start?

[Academic Search Premier](#)
[ProQuest \(Periodical Abstracts\)](#)

Need more articles? Search:

[Databases by subject](#)
[Databases A - Z](#)

Want to find an e-Journal?

[CU e-Journals](#)
[All WRLC e-Journals](#)

Catalogs and Collections

Books, journals, and media

[ALADIN Catalog \(WRLC\)](#)

[WorldCat](#)

Course reserves

[Electronic Reserves](#)
[CU Course Reserves](#)
[Audio Course Reserves via Naxos](#)

Special collections

[WRLC Digital & Special Collections](#)

Research Assistance

Contact your university libraries for:

[Subject Librarian](#)

[Research Guides](#)

[Individual Consultation](#)

Joan Weeks
Computer Labs Mgr.
September, 2010

Searching ALADIN for Library Science Topics

Topic 1 – What is ALADIN

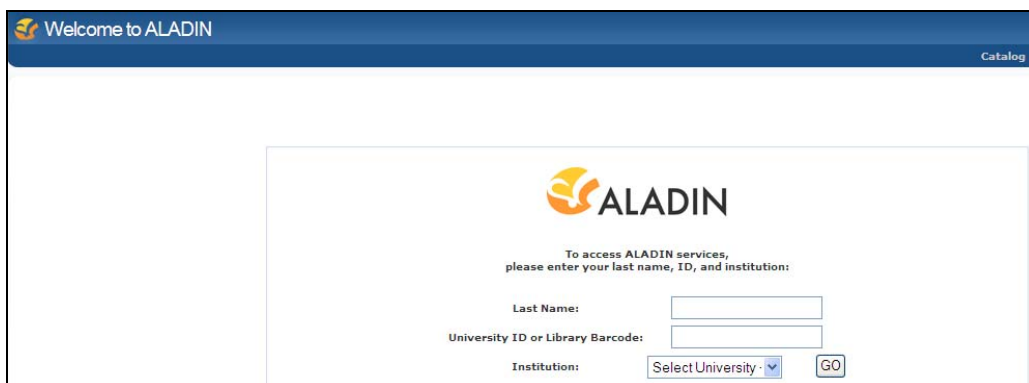
The Washington Research Library Consortium (WRLC) provides access to several databases that contain descriptive information for books, journal articles, and other research materials. This collection of databases is known as **ALADIN**. The **ALADIN** system includes the online library catalog for CUA and other WRLC member libraries (American, District of Columbia, Gallaudet, George Mason, George Washington, Georgetown, Marymount and Trinity). The online library catalog is called **CATS**. Students and faculty of WRLC member universities may use and borrow from the libraries at other WRLC member institutions.

Topic 2 - How Do I Get into ALADIN?


ALADIN is now accessible on the Internet. You may choose either FireFox or Internet Explorer on the desktop of the computers in Marist 131. The Validation URL is: <http://www.aladin.wrlc.org>. Alternatively, you may enter the CUA libraries link and click on ALADIN at: <http://libraries.cua.edu>. You will also see a new Discovery version of ALADIN and we will try this out as well.

From **ALADIN**, you can access many services, but outside of campus, you will have to sign on to everything except **CATS** with your patron ID number, available from Mullen Library. You must also activate your electronic library privileges in Mullen Library at the beginning of each semester. You need your student card with a current registration to have these privileges activated.

Topic 3 - ALADIN Services



Welcome to ALADIN Catalog

**ALADIN**

To access ALADIN services,
please enter your last name, ID, and institution:

Last Name:

University ID or Library Barcode:

Institution:

1. **WRLC online catalog** - The **ALADIN** opening screen interface give you access without login to the WRLC libraries' catalog. This catalog seamlessly searches the collections of all the WRLC members. Once you select a record you will be able to determine in what institution the item is located.

2. **My ALADIN** – You must login to access My ALADIN services. After you login and have located bibliographic records in the online catalog, you can save searches, use the Bookbag feature, renew items and/or view your charged items, use course reserves and download electronic journal articles in full text.
3. **Locate print and e-journal articles** - You may also identify which e-journals CUA has without login, but you will need to **login to actually see the e-journals**. The opening screen interface also gives you access to an **A-Z** list of journal citation and full-text databases. The main databases for library science are: Library Literature & Info Sci., and Library & Info Sci Abs (LISA). There are databases on every subject and you will want to explore others to add breadth to your research.

With the journal citations, you will have access to an article finder service called **FindIt**.



We will explore how this works to find articles in either full-text online or print.

4. **Ask a Librarian Service** - You will have access to the Ask a Librarian Service that works like Instant Messaging to talk with a librarian during “open” dates and times. Hours for Fall 2008 virtual reference service are:

Mon – Thu 9am – 8:30pm

Fri – Sat 9am – 4:30pm

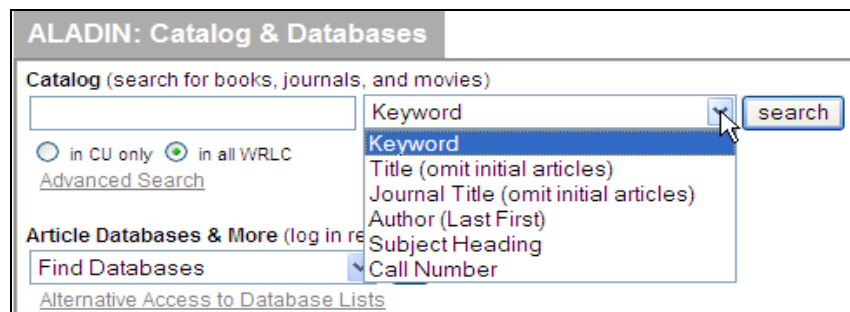
Sun 1pm – 4:30pm

You will learn about each of these four services of ALADIN in this workshop.

Topic 4 – Simple Searching CATS the Catalog

This is an Integrated Library System (ILS) produced by Ex Libris which means that it combines library staff cataloging, acquisitions and circulation functions that display in the Online Public Access Catalog (OPAC) that we search.

Quick Search - From the CUA libraries homepage you can access the catalog and search for materials using the quick search box. Enter the URL <http://libraries.cua.edu> then enter your search terms and qualifier then search. You may search “in CUA” or “in all WRLC.”



This keyword search uses an implied “and” term which means that you will find records with all of the terms you enter rather than just one term or the other.

Title & Journal Title: You should omit the initial articles like “a, an, the, der, la etc.” You must have the exact word order left to right.

Author: You should enter the author last name then first name.

Subject Heading – This should be a controlled vocabulary subject heading such as Library of Congress Subject Headings or Medical Subject Headings.

Exercise:

Search for **Cooking** and select Subject Heading. How many hits did you get? _____

Click **More Info**.

◀ Previous Next ▶			
#	Titles	Headings	Headings Type
More Info 1	0	Cooking.	Library of Congress

What is the correct Subject Heading? _____

Click on the subject heading. Now how many hits did you get? _____

Now click on **New Search**



You will now be taken to the main ALADIN search interface with new indexes. Here you will see two types of keyword searches. The first is the same as we saw with the CUA Quick Search. The second will use Boolean Operators AND, OR, NOT.

Search [Advanced Search](#) [Course Reserve](#)

Search:

Limit by Location: (Works with Keyword, Title, and Journal Title only)

By:

25 records per page

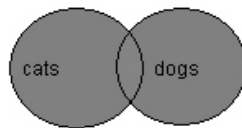
What are Boolean operators?

Keyword uses Boolean logic, named after George Boole, the British mathematician who invented it. It uses a set of connecting words -- OR, AND NOT -- to make your search more useful.

OR Operator

Any one of the terms are present (more than one term may be present) -- for example:

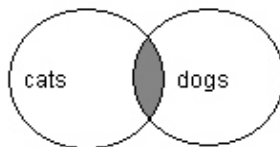
cats **OR** dogs



AND Operator

All terms are present --for example:

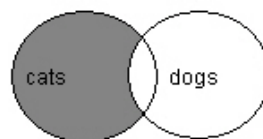
cats **AND** dogs



NOT Operator

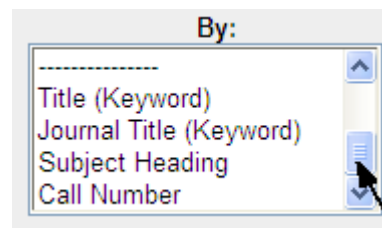
The first term but not the second is present --for example:

cats **NOT** dogs




Topic 5. Search Strategies

The **Search** interface uses specific indexes that find your search terms in defined fields of the catalog record. All indexes except those labeled “**Keyword**” must be entered in the exact order left to right, and is called a left-anchored search. Use **Keyword** if you don’t know the exact order. Use the scroll bar to find more indexes.

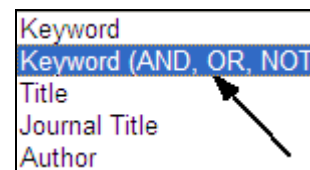


Exercise:

Select **Journal Title** and search for the **Chronicle of Higher Education**. How many hits did you get? _____ Now select the **Post Limit** button and limit by location to CUA. How many hits did you get? ____



Enhanced Keyword Searching – In Keyword (AND, OR, NOT) searching you can just connect terms with the Boolean operators. For example, you could enter Shakespeare and hamlet but you will get many hits. Also you will retrieve items you may not want such as the Shakespeare Theater or Shakespeare used as a subject. You can use index code such as **MARC** tags and make the search terms display in the specified field.



Hints:

- . Very useful index codes are **nkey** for name searches and **tkey** for title searches.
- . Enter words or phrases in any order. Use quotation marks (" ") to retrieve exact phrases (e.g. "tax reform").
- . Use **%** to replace 1 character in the middle or end of a word. For example wom%n retrieves woman and women. Use **?** in the middle or end of the word to retrieve several characters. For example comput? retrieves computer, computing, computation etc
- . Search limits may be applied before or after you search.

Exercises:

Type: **nkey taylor and tkey “king lear”**. Select **Keyword (AND, OR, NOT)** and do the search. Check the **MARC** tag view. **Tkey** finds the title in any title field and **nkey** finds the name in any name field.

Type: **245a Russians and 100a smith**. Select **Keyword** and do the search. Check the **MARC** tag view. Did your terms appear in these fields? _____

[Detail](#) [▶MARC](#)

```

000 00934mam a22003018a 450
001 1827772
005 19970702000000.0
008 900322s1990 nyu 00110 eng
010 __ |a 90-53127
019 __ |a 22481075
020 __ |a 0394581903
035 __ |9 ABR4478GM
035 __ |a (OCoLC)22511064
035 __ |a 348783
040 __ |a DLC |c DLC |d OCL |d VGM
043 __ |a e-ur--
049 __ |a VGMM [c.1] [c.2]
050 00 |a DK276 |b .S527 1990
082 00 |a 947.085 |2 20
100 10 |a Smith, Hedrick.
245 14 |a The new Russians / |c by Hedrick Smith.

```

Topic 6. Advanced Search

Advanced Search also uses Boolean operators but with pull down menus. **Click on the Advanced Search link.** Use this method to search for catalog records using keywords located anywhere in a record, or only in specific fields (e.g., author, title, publisher, etc.). An **Advanced Search** is especially helpful those who may not be familiar with complex searching strategies or are looking for specific items, but do not know the initial words of a title or a person's full name. It also gives you the opportunity to use several different indexes in the same search.

Remove the CUA limit if you want to search throughout the consortium.

Search **Advanced Search** Course Reserve

Search:

Limit by Location: (Works with Keyword, Title, and Journal Title only)

None

By:

- Keyword (AND, OR, NOT)
- Title
- Journal Title
- Author

Search **Advanced Search** Course Reserve

Search for: all of these Search in: Keyword Anywhere

AND OR NOT

Search for: all of these Search in: Keyword Anywhere

AND OR NOT

Search for: all of these Search in: Keyword Anywhere

25 records per page

Hints:

- . Enter words in any order, except for phrases. Use the drop-down box to specify “**all of these**”, (the default) “**any of these**”, or “**as a phrase**.”
- . Choose an index from the drop-down box to make your search more precise. The default is “**Keyword Anywhere**.”
- . Search limits are turned on for Guided Search.
- . Use the radio buttons to specify the type of Boolean search to connect the two search boxes.

Exercise:

Search: **peace process** as “all of these” in a title field and **Elsevier** as a publisher.

Topic 7 – Search Displays

1. Headings List - In ALADIN, you are given a Headings list if you have searched by a **Subject** or **Name** access point.

Exercise 1: Select the **Subject** index on the **Search** tab and search for **computer aided instruction**. You will find the headings list display will give you alternative subjects to search.

Search **Advanced Search** Course Reserve

Search:

Limit by Location: (Works with Keyword, Title, and Journal Title only)

By:

 Title (Keyword)
 Journal Title (Keyword)
Subject Heading
 Call Number

25 records per page

Click the **More Info** button.

◀ **Previous Next** ▶

#	Titles	Headings	Headings Type
More Info [1]	5	Computer-aided instruction.	Library of Congress

We now have a reference to the correct Subject term: Computer-assisted instruction. Click the link to retrieve all the records with this subject term.

The references listed below may also contain information related to your search. References may include:

- See references
- See also references
- Search Under
- Broader Term

Reference Info

See: [Computer-assisted instruction.](#)

We now have **1454** titles instead of only **5**.

◀ **Previous Next** ▶

#	Titles	Headings	Headings Type
[1]	12	Computer assisted instruction.	NASA thesaurus
More Info [2]	1454	Computer-assisted instruction	Library of Congress

Exercise 2: Select the Author index and search for the name Smith:

◀ **Previous Next** ▶

#	Titles	Headings	Headings Type
[1]	17	SMITH	Personal Name
[2]	2	Smith & Bartlett.	Corporate Name
[3]	1	Smith & Co. Law Booksellers.	Corporate Name

You will find both corporate and personal names.

2. Titles List

If you have search a title that is common, or if you have more than one title under your heading you will be given a titles list. You can use the check boxes at the left to select records for printing, email and/or display.

#	OPAC Name Headings Search	Full Title	Library	Date
<input type="checkbox"/> [1]	Smith & Bartlett.	Catalogue of drugs and medicines, instruments and utensils, dye-stuffs, groceries, and painters' colours. [electronic resource] : imported, prepared, and sold, by Smith & Bartlett, at their druggists store and apothecaries shop, no. 61, Cornhill, Boston.	AU	1795
		AU: Internet Resources	Call Number:	Status: No item status
<input type="checkbox"/> [2]	Smith & Bartlett.	Catalogue of drugs and medicines, instruments and utensils, dye-stuffs, groceries, and painters' colours. [microform] : imported, prepared, and sold, by Smith & Bartlett, at their druggists store and apothecaries shop, no. 61, Cornhill, Boston.	GT	1795
		GT: Click "Georgetown Holdings" for holdings and status.	Call Number:	Status: No item status

You can use the sort by dropdown boxes to sort by date or author and title alphabetically.


3. Single Record Display

In ALADIN, you have a **Detailed Record** display with basic bibliographic information.

◀ Previous Next ▶

▶ Detail MARC Print

Catalogue Of Drugs And Medicines, Instruments And Utensils, Dye-Stuffs, Groceries, And Painters' Colours, Imported, Prepared, And Sold, By Smith & Bartlett, At Their Druggists Store And Apothecaries Shop, No. 61, Cornhill, Boston.

 *[electronic resource]* :

Availability

Status: No status available
 Location: AU: Internet Resources
 Call Number: No call number available
 Number of Items:

URL: [Click here to access the electronic text.](#)
Checked Out or Not Available?

But.....if you scroll down—below the fold you have a labeled display with much more information.

Details

Title: Catalogue of drugs and medicines, instruments and utensils, dye-stuffs, groceries, and painters' colours. [electronic resource] : imported, prepared, and sold, by Smith & Bartlett, at their druggists store and apothecaries shop, no. 61, Cornhill, Boston.

Author/Contributor: [Smith & Bartlett.](#)

Publisher/Date: Boston: : Printed by Manning & Loring., 1795.

Series (Search by title/keyword): [Early American imprints. First series : no. 29537.](#)

Description: 22 p.

Genre: [Trade catalogues](#)
[Trade catalogues](#)

Subjects: [Merchants --Massachusetts --Boston.](#)
[Drugs --Catalogs.](#)
[Drugstores --Massachusetts --Boston.](#)
[Boston \(Mass.\) --Commerce.](#)

Notes: Remote access restricted to American University's authorized users.
 Microform version available in the Readex Early American Imprints series.
 Evans 29537
 Electronic text and image data. [Chester, Vt. : Readex, a division of Newsbank, Inc., 2002-2004 . Includes files in TIFF, GIF and PDF formats with inclusion of keyword searchable text. (Early American imprints. First series ; no. 29537).

Other Authors/Contributors: [Smith, Oliver, 1750?-1797.](#)
[Bartlett, Thomas.](#)

URL: [Click here to access the electronic text.](#)

Primary Material: Book

Physical Description: Computer File

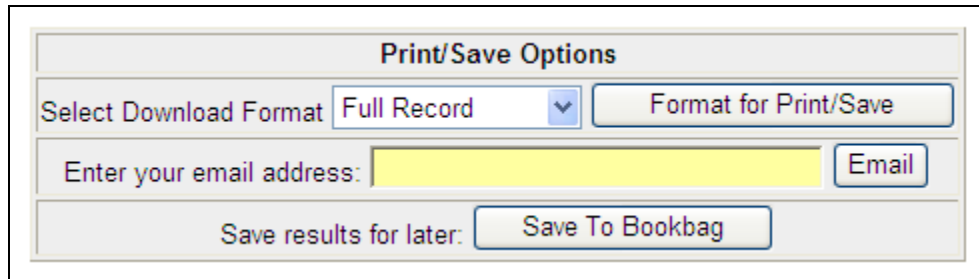
You can also have a **MARC** (Machine Readable Cataloging) record display by clicking on the **MARC Format** bar. This display is an excellent way to learn the **MARC** tags for cataloging class.

Detail
▶MARC

000 01954cam a22003851a 450
 001 5821287
 005 20040519174518.0
 007 cr mn mmmabba
 008 861120s1795 mau s 000 0 eng d
 035 __ |z w004348
 035 __ |a MAAR8611203904B
 035 __ |9 mwa91-51254
 035 __ |a 344867
 035 __ |a aas03004348
 040 __ |a MWA |c MWA |e bdrb
 110 2_ |a Smith & Bartlett.
 245 10 |a Catalogue of drugs and medicines, instruments and utensils, dye-stuffs, groceries, and painters' colours. |h [electronic resource] : |b imported, prepared, and sold, by Smith & Bartlett, at their druggists store and apothecaries shop, no. 61, Cornhill, Boston.
 260 __ |a Boston: : |b Printed by Manning & Loring., |c 1795.
 300 __ |a 22 p.
 506 __ |a Remote access restricted to American University's authorized users.
 510 4_ |a Evans |c 29537
 530 __ |a Microform version available in the Readex Early American Imprints series.
 533 __ |a Electronic text and image data. |b [Chester, Vt. : |c Readex, a division of Newsbank, Inc., |d 2002-2004. |e Includes files in TIFF, GIF and PDF formats with inclusion of keyword searchable text. |f (Early American imprints. First series ; no. 29537).
 650 _0 |a Merchants |z Massachusetts |z Boston.
 650 _0 |a Drugs |v Catalogs.
 650 _0 |a Drugstores |z Massachusetts |z Boston.
 651 _0 |a Boston (Mass.) |x Commerce.

4. Printing, Saving and Emailing

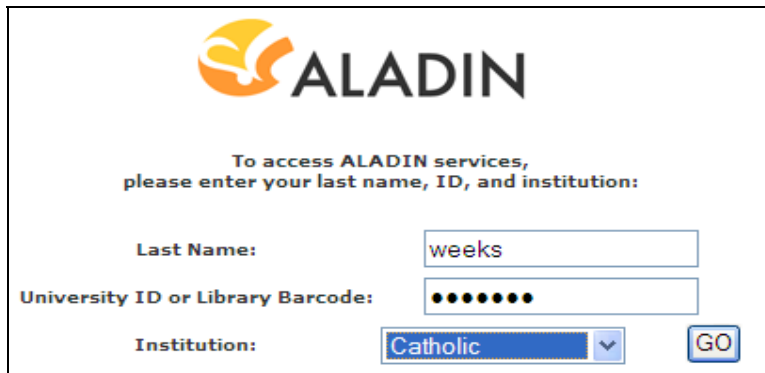
At the bottom of each display format there is a web form to select options for printing, saving and emailing records.



The image shows a 'Print/Save Options' form. It contains a dropdown menu for 'Select Download Format' set to 'Full Record', a 'Format for Print/Save' button, an 'Enter your email address:' field with a yellow highlight and an 'Email' button, and a 'Save results for later:' section with a 'Save To Bookbag' button.

Topic 8 – My ALADIN

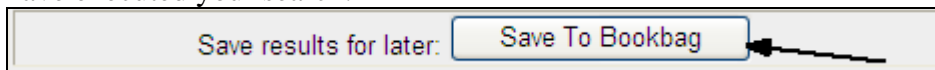
You must log into ALADIN to access My ALADIN services. Please activate your electronic library privileges in Mullen Library with your CUA ID.



The image shows the ALADIN login page. It features the ALADIN logo at the top, followed by the instruction: 'To access ALADIN services, please enter your last name, ID, and institution:'. Below this are three input fields: 'Last Name:' with 'weeks' entered, 'University ID or Library Barcode:' with seven dots, and 'Institution:' with 'Catholic' selected in a dropdown menu. A 'GO' button is located to the right of the institution dropdown.

1. Saving Searches

If you are logged into ALADIN, you can retain your searches by clicking on the **Save To Bookbag** button at the bottom of the screen next to the save, email and print functions, after you have executed your search.



The image shows a close-up of the 'Save results for later:' section of the form, highlighting the 'Save To Bookbag' button with a black arrow pointing to it.

To retrieve your saved search, click on the **Bookbag** link either at the top or bottom of the screen.



The image shows a row of three navigation buttons: 'New Search' with a globe icon, 'Bookbag' with a blue figure icon, and 'Search History' with a calendar icon. A black arrow points to the 'Bookbag' button.

2. Bookbag

You can go back at a later time and select this link to retrieve the records again. You should also delete any titles you no longer need.

Delete?	author	title	publisher_date	Save Date
<input type="checkbox"/>		Russians aren't coming : new Soviet policy in Latin America / edited by Wayne S. Smith.	1992	2005-09-24 16:01:38
<input type="checkbox"/>	Smith & Bartlett	Catalogue of drugs and medicines, instruments and utensils, dye-stuffs, groceries, and painters' colours. [electronic resource] : imported, prepared, and sold, by Smith & Bartlett, at their druggists store and apothecaries shop, no. 61, Cornhill, Boston.	1795	2007-08-22 20:39:42

3. Patron Information

MyALADIN | WRLC Libraries | Ask a Librarian | Catalog Help

You can click on **MyALADIN** in the main toolbar to see your Patron Information.

Library Items

AU, CU, GA, GW, MU, UDC

Checked Out: 1

1 Item Checked out

[- View All -](#)

Requests from other Libraries

CLS - Consortium Loan Services

You have not submitted any CLS requests at this time.

Web Documents

There are no Web Doc requests at this time.

Interlibrary Loan Activity

View My Interlibrary Loan Account: [ILLiad Log in](#)

ALADIN Resources

ALADIN Databases


[My Database List](#)
[My e-Journals List](#)
[My e-Shelf](#)

Welcome, Joan Weeks.

weeks@cua.edu ([Edit](#))


Overview - 8/22/2007

Checked Out: [1](#)
Hold Items: None
CLS: None
Web Docs: None
AU, CU, GA, GW, MU, DC Fines: **None**

 Catholic University of America

[University Libraries](#)
[IM@ the Library](#)
[Library Hours](#)
[Catholic University](#)

Text Alerts

 [Sign up](#) for Text Alerts

You can see what books you have charged out, any fines, the status of your requested materials, your Consortium Loan Services and your Interlibrary Loan Activity.

4. Request Items

You may place a hold on an item. You must display the single record, and then select the **Request through Consortium Loan Services** link.

MyALADIN | WRRC Libraries | Ask a Librarian | Catalog Help

History Bookbag New Search Back to Results

Search Results: Displaying 2 of 6 entries

◀ Previous Next ▶

Detailed Record MARC Format Print

The New Russians /
Hedrick Smith.

Availability

Status: Available
Location: CU: Mullen Library Stacks
Call Number: [DK288 .S59 1991](#)
Number of Items: 1

Checked Out or Not Available?

[Request through Consortium Loan Services \(CLS\)](#)
(Circulating Books and Journal Articles Only)

This CLS Request Form will appear and you will see your title at the top. You should fill out this form completely and then Submit your request.

CLS Request Form	
Title:	New Russians / Call No: DK288 .S59 1991
Instructions:	Ordering Instructions If this is the first time you have placed a request, please register your e-mail address so that we can send notification when your request is available.
Library for Pickup:	Catholic U. - Mullen Library
Not Needed After:	<input checked="" type="radio"/> Take as long as needed to send this item <input type="radio"/> Cancel request after <input type="text"/> <input type="text"/> <input type="text"/> Please allow at least three days for the delivery of this item.
Fill in complete Citation for Article Requests:	Article Title <input type="text"/>
	Author Last Name <input type="text"/> First Name <input type="text"/>
	Publication Year <input type="text"/> Volume <input type="text"/> Issue <input type="text"/> Start Page <input type="text"/> End Page <input type="text"/>
University ID:	<input type="text"/>
Comment:	<input type="text"/>
<input type="button" value="Submit Request"/> <input type="button" value="Clear Form"/>	

5. Download Articles

You may download articles in full text using your “My ALADIN” account. We will first see how to find and retrieve articles then download full-text articles.

Topic 6 – Finding Articles on your Subject

Finding information about titles, authors or subjects in journals involves a two-step process. First you need to use a citation index to locate the bibliographic citations for the materials. ALADIN has many citation indexes based on board subject categories to help find the exact information needed. If you know the subject coverage of an index, you can try to find the citation using that index. If you need to do a comprehensive search, however, you may need to use more than one index.

To expand a search, you might try "**pearl growing**" which involves finding an article that is fairly relevant and looking at the descriptors. You then can use those descriptions in a subsequent search and find other related articles. Even some of these additional articles may have relevant descriptors.

In other cases, a patron will know which journal the article appeared in but not the date or issue, then you need to use another tool, such as an electronic database and CUA subscribes to many electronic databases such as ProQuest, Academic Search Premier, and Wilson Web.

Once you have the citation, then you need to locate the material itself. Sometimes, for older issues, the journal will be bound and placed on shelves in the stacks. You will then need to go back to the OPAC to find the call number. Many journals are online. You need only to click on links to get to the full text. Other times all you will get online is an abstract and you will still need to go to the shelves, either for the current issues, or bound volumes.

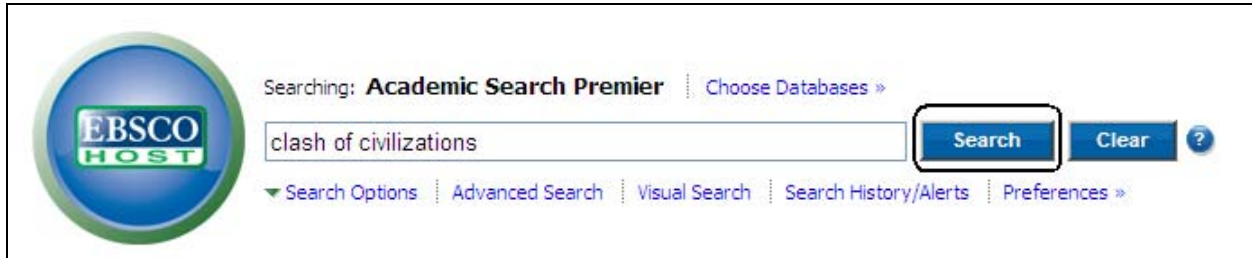
As noted earlier, you must be logged into ADLADIN to access online journal articles; however you may display a list of citation databases without logging in. After you log in, you will see the links to the citation databases.

The screenshot shows the ALADIN library website. At the top left is the ALADIN logo. To its right are navigation buttons for 'Catalog', 'MyALADIN', 'Help', and 'Library Home'. On the far right is an 'ASK A LIBRARIAN Online Chat' button. Below the navigation is the text 'The Catholic University of America Libraries'. A yellow banner reads 'Databases: Articles, e-Journals, and More'. Underneath, there are three columns of links: 'Need a good place to start?' with links to 'Academic Search Premier' and 'ProQuest (Periodical Abstracts)'; 'Need more articles? Search:' with links to 'Databases by subject' and 'Databases A - Z'; and 'Want to find an e-Journal?' with links to 'CU e-Journals' and 'All WRLC e-Journals'. A second yellow banner reads 'Catalogs and Collections'. Below it are three columns: 'Books, journals, and media' with links to 'ALADIN Catalog (WRLC)' and 'WorldCat'; 'Course reserves' with links to 'Electronic Reserves', 'CU Course Reserves', and 'Audio Course Reserves via Naxos'; and 'Special collections' with a link to 'WRLC Digital & Special Collections'.

1. FindIt Service

The FindIt service is working behind the scenes to provide you with an interface to find citations for articles on your topic, or locate full-text from your citations. This is a product of the Ex Libris Company called SFX. It uses an open URL technology that retrieves citations across databases from different vendors based on your search terms. Let's see how it works.

Exercise: Select **Academic Search Premier** and enter “**clash of civilizations.**” Click **Search.**



You will see many choices because we did not qualify our search. You could limit your search to academic journals, magazines, or newspapers.

Select the fifth example and click on the **FindIt** icon.



Your record display will give you options for retrieving full-text if it is available or the Catalog to determine what library holds the journal in print form. Notice the ISSN (International Standard Serial Number) is in the Source information. It is this ISSN that links you to the full text or print holding information.

Title: 4 Years of Education Stories, Inspiring and Otherwise.
 Source: New York Times [0362-4331] Freedman, Samule G. yr:2008 pg:7

Full Text

Full text available via **LexisNexis Academic**

Article Title: 4 Years of Education Stories, Inspiri Year: 2008 Month: 06 Day: 04 GO

Available from 1980
 To access individual articles in this database, search it directly.

Full text for related object

Full text available via **Periodical Abstracts**

Year: 2008 Volume: Issue: Start Page: 7 GO

Available from 1997

Holding information

Search for holdings in **ALADIN Catalog (WRLC)** GO

If you click on ALADIN Catalog (WRLC) it will take you directly to the catalog without searching again.

#	Full Title	Date	Library
<input type="checkbox"/> [1]	New York times	1857	JB
	GW Law: Restricted access policy--Borrowing through ILL only	Call Number: x	Status: No item status
<input type="checkbox"/> [2]	New York times	1857	GT
	GT: Click "Georgetown Holdings" for holdings and status.	Call Number:	Status: No item status
<input type="checkbox"/> [3]	New York times	1857	GA
	Multiple holdings		
<input type="checkbox"/> [4]	New York times	1857	GM
	GM: Click "George Mason Holdings" for holdings and status	Call Number: Newspaper	Status: No item status
<input type="checkbox"/> [5]	New York times	1851	GM
	GM: Click "George Mason Holdings" for holdings and status	Call Number: AN N53	Status: No item status
<input type="checkbox"/> [6]	New York times	1857	AU
	Multiple holdings		
<input type="checkbox"/> [7]	New York times	1857	CU
	CU: Main Reading Room Non-circ	Call Number: A121 .N534 1857-	Status: Available

2. Search Databases by Subject

ALADIN will group all the databases on a subject for you if you click on the Databases by Subject link.



Catalog
MyALADIN
Help
Library Home

ASK A LIBRARIAN
 Online Chat

The Catholic University of America Libraries

Databases: Articles, e-Journals, and More

Need a good place to start?

Academic Search Premier
 ProQuest (Periodical Abstracts)

Need more articles? Search:

Databases by subject

 Databases A - Z

Want to find an e-Journal?

CU e-Journals
 All WRLC e-Journals

You may want to search in **Library & Information Science** databases.

Find Databases

Subject Titles More Options

Subject

- ALL Databases
- General Multiple-subject
- OCLC WorldCat
- Art/Architecture
- Business/Economics
- Education
- Encyclopedias + Dictionaries
- Humanities

Sub-category

- Databases A-D(49)
- Databases E-M(52)
- Databases N-Z(40)
- ALL(141)

GO

Browse Databases by Subject

ALL Databases	Education	Political Science
Databases A-D	Encyclopedias & Dictionaries	Psychology
Databases E-M	Humanities	Science/Engineering
Databases N-Z	Library & Information Science	Social Sciences
General Multiple-subject	Music	Social Work
OCLC WorldCat	News	Statistics
Art/Architecture	Nursing/Health Sciences	
Business/Economics	Philosophy / Religion	

3. Browse and/or Search in databases

You can browse and/or search in ALADIN databases. In this manner, you can determine what journals are in a particular database or which journals are available in full-text on your subject. The browse list of databases is often referred to as an A-Z list.

After logging into ALADIN< click on the link for the Databases A-Z/. This will give you a listing of the Washington Research Library Consortium (WRLC) database subscriptions.

ALADIN Catalog MyALADIN Help Library Home ASK A LIBRARIAN Online Chat

The Catholic University of America Libraries

Databases: Articles, e-Journals, and More

Need a good place to start?
 Academic Search Premier
 ProQuest (Periodical Abstracts)

Need more articles? Search:
[Databases by subject](#)
[Databases A - Z](#)

Want to find an e-Journal?
 CU e-Journals
 All WRLC e-Journals

Database List

Found 141 Databases

Table View Brief View

Abbreviations - BasicBIOSIS

<Previous Next>

Database Name	Actions
Abbreviations (Internet Explorer only)	 MyALADIN
ABI/Inform Complete	 MyALADIN
Academic Search Premier	 MyALADIN
ACLS Humanities E-Book	 MyALADIN
ACM Digital Library	 MyALADIN
Alternative Press Index	 MyALADIN
Alternative Press Index Archive	 MyALADIN

Practice examples.

1. In what database is *Information technology and libraries* indexed? _____
Hint: select the e-journals link.







Find Databases **Find e-Journals** Combined Search

Find e-Journals

Title

0-9 A B C D E F G H I J K L M N O P Q R S T U V W X Y Z Others

Title: Starts with Contains

Full Text								
Full text available via EBSCOhost Academic Search Premier								
Year:	<input type="text"/>	Volume:	<input type="text"/>	Issue:	<input type="text"/>	Start Page:	<input type="text"/>	GO 
Available from 2004								
Full text available via EBSCOhost CINAHL Plus with Full Text								
Year:	<input type="text"/>	Volume:	<input type="text"/>	Issue:	<input type="text"/>	Start Page:	<input type="text"/>	GO 
Available from 2006								
Full text available via EBSCOhost Education Research Complete								
Year:	<input type="text"/>	Volume:	<input type="text"/>	Issue:	<input type="text"/>	Start Page:	<input type="text"/>	GO 
Available from 2004								
Full text available via Periodical Abstracts								
Year:	<input type="text"/>	Volume:	<input type="text"/>	Issue:	<input type="text"/>	Start Page:	<input type="text"/>	GO 
Available from 1987								
Full text available via ProQuest ABI Inform Complete								
Year:	<input type="text"/>	Volume:	<input type="text"/>	Issue:	<input type="text"/>	Start Page:	<input type="text"/>	GO 
Available from 1987								
Full text available via Wilson Library Literature and Information Science Full Text								
Year:	<input type="text"/>	Volume:	<input type="text"/>	Issue:	<input type="text"/>	Start Page:	<input type="text"/>	GO 
Available from 1998								

2. A patron says he wants an article about checking out laptops from a library and he thinks it appeared in: *Information technology and libraries*. What is the citation for this article? How can the patron see the article? Hint: Use the Advanced Search in EBSCO and select the title of the journal. What other words could you use for “checking out”?

3. What were the indexing terms for this article?

4. You need to find articles on ethics in libraries. What ALADIN databases might you use?

5. What descriptors should you use?

6. How can you expand your search?

Compiling your bibliography

To compile a more comprehensive bibliography, you should search in related citation databases. For example, the topic that appears in Library Literature may also appear in ABI/Inform. Also, related topics may appear in one database and not the other. Check both titles in Library Literature and ABI/Inform. What did you find?

Designing a library staff computer training program: Implementation of core competencies

Content merchants add access value

Citation format

There are several online style manuals that will give you the correct format for bibliographic citations.

The Chicago Manual of Style is online at:
<http://library.osu.edu/sites/guides/chicagogd.html>

The Turabian Manual of Style examples are available at:
<http://library.osu.edu/sites/guides/turabiangd.php>

Try out the new Discovery Interface

You will see a button or link at the top of many ALADIN pages inviting you to try out the new Discovery Catalog.



Go back to <http://libraries.cua.edu> and click this button.

Aladin Discovery **beta**

MyALADIN WRLC libraries catalog

Discover Search > Advanced > New Search

WRLC

Welcome to Aladin Discovery:
The WRLC libraries catalog.

Search

- Enter your query in the text box above and press Enter (or click 'Search')
- In the central panel, you will get search results, ranked by relevance.
- Click on a result for a full view with holding information.

Enter the search terms **peace process** and notice the interface has a tag cloud as well as links to limit to CUA and books, newspapers etc.

Aladin Discovery **beta**

MyALADIN WRLC libraries catalog

Discover Search > Advanced > New Search > Help > Print > Classic Catalog

Results 1 - 10 of 1,638 for **peace process**, sorted by: relevance

Your results are grouped by found editions. > [Show all results](#)

Book **Israel on the couch : the psychology of the peace process / Ofer Grosbard ; with a foreword by Vamik D. Volkan.**
Grosbard, Ofer, 1954-
Albany : State University of New York Press, c2003.
Held by: American University
George Mason University
> [show all 3 editions for 'Yisra'el 'al ha-sapah.'](#)

Book **The peace process, phase one : past accomplishments, future concerns / Stephen C. Pelletiere, editor.**
Carlisle Barracks, PA : Strategic Studies Institute, U.S. Army War College, [1997]
Held by: George Mason University

Book **The Arab-Israeli peace process : assessing the costs of failure / Shibley Telhami, Lawrence R. Velte ; edited by Stephen C. Pelletiere.**
Telhami, Shibley.
Carlisle, PA : Strategic Studies Institute, U.S. Army War College, [1997]
Held by: George Mason University

Book **Peace process : American diplomacy and the Arab-Israeli conflict since 1967 / William B. Quandt.**
Quandt, William B.
Washington, D.C. : Brookings Institution Press ; Berkeley : University of California Press, c2005.

Select Location
Showing results from:
[All locations]

Narrow Results By:

▼ **Format**

- > [Book \(3,317\)](#)
- > [Movie \(54\)](#)
- > [Newspaper \(13\)](#)
- > [Serial \(13\)](#)
- > [Sound recording \(12\)](#)
- > [3 more...](#)

▼ **Topic**





- > [Politics and government \(913\)](#)
- > [Arab-Israeli conflict \(627\)](#)
- > [Foreign relations \(497\)](#)
- > [Peace \(484\)](#)
- > [1,120 more...](#)

▼ **Region**

- > [United States \(204\)](#)
- > [Middle East \(175\)](#)
- > [Middle East Politics and government \(153\)](#)
- > [Northern Ireland \(145\)](#)
- > [United States Foreign relations \(141\)](#)
- > [751 more...](#)

Select the **Book** link under Format.

Select the book held by Catholic University

 Book <input type="checkbox"/>	<p><u>Israel on the couch : the psychology of the peace process / Ofer Grosbard ; with a foreword by Vamik D. Volkan.</u></p> <p>Grosbard, Ofer, 1954- Albany : State University of New York Press, c2003.</p> <p>Held by: American University George Mason University</p> <p>> show all 3 editions for 'Yiśra'el 'al ha-sapah.'</p>
 Book <input type="checkbox"/>	<p><u>The peace process, phase one : past accomplishments, future concerns / Stephen C. Pelletiere, editor.</u></p> <p>Carlisle Barracks, PA : Strategic Studies Institute, U.S. Army War College, [1997]</p> <p>Held by: George Mason University</p>
 Book <input type="checkbox"/>	<p><u>The Arab-Israeli peace process : assessing the costs of failure / Shibley Telhami, Lawrence R. Velte ; edited by Stephen C. Pelletiere.</u></p> <p>Telhami, Shibley. Carlisle, PA : Strategic Studies Institute, U.S. Army War College, [1997]</p> <p>Held by: George Mason University</p>
 Book <input type="checkbox"/>	<p><u>Peace process : American diplomacy and the Arab-Israeli conflict since 1967 / William B. Quandt.</u></p> <p>Quandt, William B. Washington, D.C. : Brookings Institution Press ; Berkeley : University of California Press, c2005.</p> <p>Held by: American University Catholic University</p>

If you want to request this book, scroll to the bottom of the page and select **Request**.

Item availability				
Location	Call Number	Status	Take It With You	Request Through CLS
American University AU: LIB Stacks	DS119.7 .Q69 2005	● Available		<input type="button" value="Request"/>
Catholic University CU: Mullen Library Stacks	DS119.7 .Q69 2005	● Available		<input type="button" value="Request"/>

You will see the familiar login screen we saw earlier.



ALADIN

To access ALADIN services,
please enter your last name, ID, and institution:

Last Name:

University ID or Library Barcode:

Institution:

This Discovery tool also helps you find articles easily. Use the back button in the browser and return to your search results.

You may find articles by Topic, Genre etc.

The screenshot displays a search results page with four entries, each with a 'Serial' checkbox and a 'Held by:' list of institutions. The first entry is 'Law/technology / World Peace Through Law Center' held by American University, George Mason University, and Georgetown University. The second is 'Law and computer technology.' held by George Washington University. The third is 'International and intercultural communication annual.' held by George Mason University and the University of the District of Columbia. The fourth is 'Plasma physics and thermonuclear research.' held by American University and George Washington University. On the right, a sidebar shows 'Showing results from: All locations' and 'Narrow Results By:' with expandable sections for Topic (Legal research, Information storage and retrieval systems, Technology and law, Law, 16 more...), Genre (Periodicals), Online (Online), and Author (World Jurist Association, World Peace Through Law Center, World Association of Lawyers, World Peace Through Law Center, International Conference on the Peaceful Uses of Atomic Energy, 8 more...).

You may also go back to the Classic catalog by clicking the link at the top of the screen.

The screenshot shows the top of the Aladin Discovery search interface. It features the 'Aladin Discovery' logo with a 'beta' badge, a search bar containing the text 'peace process', and a 'Search' button. To the right, there are links for 'Advanced', 'New Search', 'Help', 'Print', and 'Classic Catalog'. The background includes the text 'WRLC libraries catalog'.

Try both ways and decide which meets your needs best.